

Home & School

Working Together for School Success

CONNECTION®

Trenton Catholic Academy-Lower School
Mrs Anne Reap, Principal

SHORT NOTES

Celebrate progress

Suggest that your youngster create a fun reminder of all the things she has accomplished. Let her cover a container with construction paper and label it "I did it!" Then, she can write each success ("I memorized my times tables") on a slip of paper and put it in the container. If she's feeling discouraged, have her read the slips.

Excellent attendance

Being in school every day means your child won't miss out on learning. Try to schedule appointments and family trips outside of school hours. If he asks to stay home "just because," remind him of what he'll miss, such as his reading group or art class. Explain that he can be absent only if he's sick or if there's a family emergency.

Eat meals together

You may have heard that it's important for families to eat dinner together. But other meals count, too. If you work in the evenings, maybe you could make time for a family breakfast. On a weekend, try a picnic lunch! Research shows that children who regularly eat meals with their families tend to do better in school and avoid risky behavior.

Worth quoting


"The best way to cheer yourself up is to try to cheer somebody else up!"

Mark Twain

JUST FOR FUN

Q: What's yellow and smells just like green paint?

A: Yellow paint.



Homework solutions that work

Like an actor rehearsing his lines or a batter working on his swing, your child does homework to practice what he learns in school. And if he's like most youngsters, homework brings occasional challenges. Here are solutions to common problems he might face.

Getting started

When your child gets home from school or after-school care, he might want to relax for a little while, or he may want to jump right in and work. Have him try each method for one week and keep track of how it goes. He could write notes in each day's calendar square. ("Went great!" or "Hard time getting started.") After two weeks, he can review the notes to see which routine worked best.

Staying motivated

Does your youngster ever feel restless when he's doing homework? Suggest that he get up and move to a new spot. For example, he might finish his vocabulary assignment at the kitchen table and then read his science chapter on the



porch. A planned break (say, to have a snack or take a walk) can also give him a second wind.

Solving problems


Help your child make a list of strategies he can use when he gets stuck. For a math assignment, he might try tools like a number line or find sample problems in his book. When he's reading, he could look up words in a dictionary or reread a paragraph. *Tip:* If he's still stumped, he might call a friend or write down his question to ask his teacher the next day.♥

Family teamwork

Whether your youngsters are doing a group project or playing Hacky Sack, a team effort is needed. Everyone's a winner with these games that will show them teamwork in action.

Lower the yardstick. Together, hold a yardstick horizontally so that everyone has one finger underneath. Then, lower the yardstick to the ground—but if anyone's finger drops away, you have to start over. See how many tries it takes to get the yardstick to the floor.

Pass the ball. Sit in a circle with your feet out toward the center. Pass a ball around the circle—using only your feet. How many times can the ball go around before it drops on the ground?♥



Good consequences

Behaving well and working hard pay off! Help your child see the results of her efforts—you'll find yourself scolding her less often as she learns self-discipline.

Tie good behavior to nice outcomes.

If your youngster is quiet when you're on the phone, you might say, "You were so patient while I made that call. Would you like to play a game now?" Or when she goes to bed without a struggle, point out how energetic she seems the next morning.



Recognize success. Maybe you'd like your child's room to be neater. Tell her that if she keeps it clean for a month, you'll help her rearrange or redecorate it. By that time, picking up will probably be a habit. And she'll enjoy her room so much that she'll be motivated to keep it that way.

Tip: Try not to use rewards like toys or food. You'll train your youngster to expect something in exchange for behaving well. Plus, offering food as a reward can lead to unhealthy eating habits.♥



Ready, set, pretend!

No matter how old your youngster is, pretending can boost her creativity and teach her to think abstractly. Try these activities:



- Ask your child to close her eyes and imagine she's a person she has studied (explorer, inventor) or that she's visiting a place she has learned about (White House, rain forest). Encourage her to describe what she sees, hears, and smells. In the rain forest, for example, she might see colorful birds, hear monkeys howling, and smell damp leaves.

- Pick a random object (sponge). Have each family member list creative uses for it (pincushion, hamster tumbling mat, ice pack). After three minutes, compare your lists. The person with the most ideas gets to pick the next item.♥

OUR PURPOSE

To provide busy parents with practical ideas that promote school success, parent involvement, and more effective parenting.

Resources for Educators,
a division of CCH Incorporated
128 N. Royal Avenue • Front Royal, VA 22630
540-636-4280 • rfeustomer@wolterskluwer.com
www.rfeonline.com

ISSN 1540-5621


Q & A Respect differences

Q: We recently moved to an area where people speak several different languages, and our son has a lot of questions. How should we answer him?

A: It's great that your son is being exposed to a variety of cultures. You can use his curiosity to help him learn about respecting differences.

Explain that in many parts of the United States, people speak different languages, eat different foods, and wear different clothing than your family does. At the same time, they do many of the same things (play at the park, watch movies).

To help him understand, ask him to name one classmate who speaks English and one who speaks another language. Have him tell you something he has in common with each child (skateboarding, wearing sneakers) and one thing that they don't share (number of siblings, language spoken at home). He'll discover that language is just one of the many things that makes a person similar to or different from him.♥



PARENT TO PARENT

Talking to kids about money

My children were always asking to buy things such as dress-up shoes or new games. They didn't seem to understand that these items weren't in our budget.

I wanted them to learn about how we spend our money—and that it is limited. So I got a spiral notebook and labeled it "Family Spending Journal." I explained that for two weeks, everyone would keep a record of what they spent money on. I listed items like my subway

fare, the electric bill, and the taxes taken out of my paycheck. The children wrote down expenses such as school lunch, soccer cleats, and field trip fees.

After a few days, they were surprised by how many things we needed money for. Our kids had no idea, for example, that we paid for taxes on our income, several types of insurance, and membership in our homeowners' association. Sometimes they still ask to buy too many things at the store, but when I say no, at least they understand why.♥

